



CIMO320 ON IOD150

Features

- Space – saving 22" (559 mm) width.
- Stores 150 lbs (68 kg) of ice.
- Direct Dispense – ensures that ice hits the glass every time.
- Maximum ice storage in a minimum amount of space.
- User friendly push-to-dispense operation.
- Quick Stop – prevents ice overflow and waste.
- Perfect for cube or Pearl Ice® ice makers.
- *Power Clean* allows access to the bin for easy cleaning without moving the ice machine. Interlock safety switch turns off machine agitation when top-front access panel is removed.
- 1" (25 mm) foam insulation for maximum ice preservation.
- Constructed from corrosion-resistant stainless steel and fingerprint-proof plastic.
- Auto Rotate – turns the ice every hour to consistently provide more dispensable ice.
- Ultra-low profile design.

Options

Item Number	Description	Approximate Shipping Weight lbs (kg)
KWGFID	Water Glass Filler Kit for 30" IOD	2 (1)
KBT15O22	Adapter for 22" Cubers or GEMs on 22" IOD	24 (11)

Ice Form



CUBE

FULL CUBE DIMENSIONS	
W x D x H (in.)	7/8 x 7/8 x 7/8
W x D x H (mm)	22 x 22 x 22
HALF CUBE DIMENSIONS	
W x D x H (in.)	3/8 x 7/8 x 7/8
W x D x H (mm)	10 x 22 x 22

Ice Form



PEARL ICE

PEARL ICE DIMENSIONS	
H x Dia. (in.)	1/2 x 3/8
H x Dia. (mm)	12.7 x 9.5

ICE PRODUCTION FOR OPTIONAL CUBE OR PEARL ICE MAKERS*

Model Number	CIMO320	CIMO520	CIMO826	CIM1126	GEMO450	GEMO650	GEMO956	GEM1306
Air-Cooled	313 (143)	561 (254)	896 (406)	932 (423)	464 (210)	740 (336)	1053 (478)	1350 (612)
Water-Cooled	316 (143)	586 (266)	896 (406)	968 (439)	508 (230)	770 (349)	1053 (478)	1350 (612)
Remote-Cooled	N/A	N/A	906 (411)	968 (439)	N/A	770 (349)	1011 (459)	1350 (612)
Voltage Char.	115/60/1	115/60/1	208-230/60/1	208-230/60/1	115/60/1	115/60/1	208-230/60/1	208-230/60/1

Tested at 70°F Air/50°F Water.
*Pounds (Kilograms) per 24 hours

*All specifications and performance data are subject to normal manufacturing variances.



Nature's antimicrobial

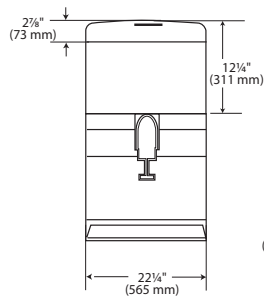


IOD150 - ICE ONLY OR WATER/ICE DISPENSER

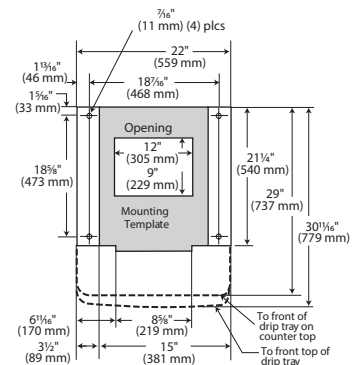
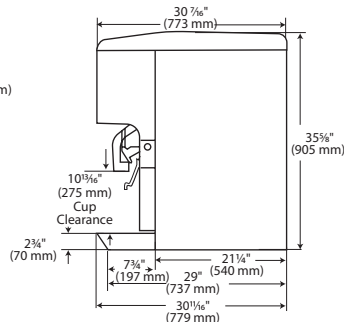
Ice-O-Matic®
Ice. Pure and Simple®



Front



Side



Recommended counter opening size 9" (229 mm) x 12" (303 mm) for utilities and tubing. Opening can be located anywhere within the shaded area.

Counter Opening

Operating Requirements

	MINIMUM	MAXIMUM
	60 Hz	
Ambient Temp. Range Air	50°F (10°C)	100°F (38°C)
Water Temp.	40°F (4.4°C)	
Water Pressure	20 PSIG (1.4 BAR)	60 PSIG (4.1 BAR)

Dimensions

ALL MODELS	
W x D x H (in.)	22.25 x 30.69 x 35.62
W x D x H (mm)	565 x 779 x 905

Specifications

Model Number	Dispenser Operation	Bin Storage lbs (kg)	Voltage Characteristics	No. of Wires	Min. Circuit Ampacity	Maximum Fuse Size	Approximate Shipping Weight lbs (kg)
IOD150	Push Bar	150 (68)	115/60/1	Cord	3.0	15	139 (63)

NOTES:

Number of Wires: 3 (including ground)
Approx. Shipping Weight lbs (kg): 139 (63)

All specifications and performance data are subject to normal manufacturing variances.

Ice-O-Matic's® machines are not designed for outdoor installations. Ice-O-Matic® remote condensers are designed for outdoor installations.

Machine requires voltage indicated on rating name plate. Failures caused by improper voltage are not considered factory defects. Extended periods of operation at temperature exceeding limitations constitutes misuse under the terms of Ice-O-Matic® Manufacturer's Limited Warranty, resulting in a loss of warranty coverage. Specifications and design are subject to change without notice.